


**ECOVE Environment Corp.
2021 1st Institutional
Investor Conference**

2021.03.23



Disclaimer

- The consolidated financial statement is hereby based on International Financial Reporting Standards (IFRS) and audited by CPA.
- This presentation may include forward-looking statements with respect to the operations and business of the company other than the historical results. The actual results may differ from those indicated forward-looking statements due to unknown risks and uncertainties. Investors should make their own judgement and control the investment risk.



Agenda

- **Review of 2020**
- **Future Outlook**
- **Summary of 2020 Financial Report**

Review of 2020



All-Round Sustainability Performance

Environmental

Social

Corporate Governance

<p>Around 1.34 billion kW of power generation</p>	<p>Including overseas and domestic EfW and PV plants, over 700,000 tons of CO2 were deducted</p>	<p>0</p>	<p>Total Recordable Case Rate</p>	<p>10</p>	<p>EPS above 10 NTD for 9 years in a row</p>
<p>Around 29 million tons of wastewater treatment</p>	<p>Annual wastewater treatment (Linkou and New Taipei City Project)</p>	<p>5</p>	<p>5 of our facilities are recognized as environmental education facilities by EPA (Keelung, Miaoli, Houli, Tainan, and South Taiwan Science Park)</p>	<p>3</p>	<p>Rated as Top 3 among medium-size enterprises by CommonWealth Magazine (5 years in a row)</p>
<p>Around 8,000 tons of recycled WIPA</p>	<p>8,000 tons of WIPA were recycled, deducting around 5,000 tons of CO2 emission</p>	<p>88</p>	<p>In total, 88 environmental protection courses were conducted</p>	<p>TOP 5%</p>	<p>Top 5% in corporate governance</p>
<p>NO.1</p>	<p>The 1st in the world circular economy BS 8001 verification</p>	<p>3,807 hours</p>	<p>Staff were encouraged to participate in volunteer events, with a total of 3,807 hours were spent</p>		

Honor and Recognition

Corporate Governance



- Top 10% among the listed non-financial electronics companies with a market value of more than 10 billion NTD, and the only one that has been awarded a ranking for 2 years in a row
- In Taiwan Corporate Sustainability Awards, we have been awarded:
 1. Comprehensive Performance TOP 50
 2. Platinum Award for Report
 3. Transparency and Integrity Award

Environmental Sustainability



- In EPA 2nd National Enterprise Environmental Protection Awards: Honorary Environmental Protection Enterprise Award, Golden Award, and Green Action Award
- Keelung Plant was rated as Outstanding, and Taoyuan South Region Plant and Houli Plant was rated as Advanced in 2019 EfW Plant Performance Annual Evaluation
- Kaohsiung City Intelligent Building Label
- Obtained BSI certificate of BS 8001 Circular Economy Verification

Social Co-Prosperity



- Awarded by MOST for excellent performance in occupational H&S
- Awarded by MOL for outstanding personnel in occupational H&S
- Awarded by MOHW for building a positive and healthy working environment
- Awarded Social Co-Prosperity Award by TAISE

New Investment

Changhua Coastal Industrial Park Resource Treatment Center BOT Project

- ✓ ECOVE ESC holds 30% shares of the SPC
- ✓ After EIA, the concession period is 22 years, including construction and O&M, and CTCI is responsible for construction and ECOVE ESC is responsible for O&M



✓ Characteristics

- The center includes pre-treatment, incineration, reuse, and landfilling.
- It can treat 150 TPD of sludge (from 26 wastewater plants nationwide), 100 TPD of organic waste solvent, and 450 TPD of industrial waste
- The designed capacity is above 25%, corresponding to Regulations for Installation and Management of Renewable Energy Generation Equipment
- Following Taoyuan Biomass Center, this plant also introduces the world's advanced technology in waste treatment, helping us maintain our leading role in construction/O&M

Waste Management and EfW

● Domestic

- ✓ Tainan Chengxi EfW Plant O&M Extension
- ✓ 2021-2023 Taoyuan International Airport Incinerator O&M Services Project
- ✓ Miaoli County Contracted Management and Supervision Services for Industrial Waste Acceptance
- ✓ Kaohsiung South Region EfW Plant 2020 and 2021 Annual Overhaul Project
- ✓ Kaohsiung Central Region EfW Plant 2020 and 2021 Annual Overhaul Project



● Overseas

- ✓ Macau Special and Hazardous Waste Treatment Center Services Extension Project
- ✓ Macau Kitchen Waste Treatment Facility O&M Project
- ✓ Beijing Haidien EfW Plant 3rd Party Supervision Services Extension Project




Photovoltaics

Investment


- ✓ 12 Projects On-Grid
 - THSR Taoyuan Station, Kaohsiung Metro Northern Depot Detention Pond, Qingliao Landfill, Fengli Landfill 2nd Phase, TIPC(Taipei, Keelung, Suao, Taichung, Kaohsiung, Anping, and Hualien Port), Miaoli Aviation Center, Taoyuan Metro Qingpu Depot, and Neihu Tri-Service General Hospital
- ✓ Projects under construction/application
 - TIPC (Keelung, Taichung, Budai), Kaohsiung Metro, TTL Hualien, and Hualien National Military Hospital

O&M

- ✓ Provide O&M Services for 83 projects
- ✓ Introduce advanced infrared drone for inspection, making our O&M more efficient



Thermal Imaging of Solar Farm Inspection



Real Scene Picture

Recycling and Reuse

● Waste Solvent Recycling and Reuse

WIPA Recycling and Reuse

- ✓ Within science park: Permit to treat WIPA on general case basis was obtained in the end of 2020, and waste solvent collection has been started
- ✓ Outside science park: Permit to treat WIPA on individual case basis was obtained, and, starting from January, 2021, we started to collect waste solvent from companies we cooperate with

● Water Treatment

O&M and Equipment Upgrade

- ✓ New Taipei City Linkou Water Resource Recycling Center O&M Project
- ✓ Kaohsiung Central Region Wastewater Treatment Plant Equipment Upgrade Project
- ✓ Pintung Agriculture Bio-Science Park Water Resource Plant Equipment Upgrade Project



Other Fields

- **Technical Services and Maintenance Projects**
 - ✓ Kaohsiung Metro Water & Power, and Environmental Control Equipment Maintenance Services Extension
 - ✓ Taoyuan Metro Flood Control Equipment Maintenance
 - ✓ Danhai LRT System Water & Power, and Environmental Control Equipment Maintenance
 - ✓ Tainan City Environmentally-Friendly Ghost Money Burner O&M Services
- **Equipment Upgrade, Improvement, and Update**
 - ✓ Central Taiwan Science Park Micron IPA Treatment System Equipment Installation
 - ✓ Taipei International Airport Terminal Power & Air Equipment Improvement and Upgrade



Future Outlook



Waste Management and EfW

● Domestic

- ✓ For the next five years, 12 EfW Plants will need to renew contracts, releasing around 75 billion worth of opportunities in investment/O&M
- ✓ Taoyuan Biomass Center and Changhua Resource Center will be referred to create advantages
- ✓ Cooperate with Group for newly built EfW plants
- ✓ Collectively utilize our project experience of implementation and budgeting from revamping projects in Tainan, Gangshan, Pingtung, etc.
- ✓ Establish waste management data base to have better understanding over the market and effectively arrange the source of waste

Plant	Characteristic
Taoyuan Biomass Center (obtained)	BOT (construction + O&M)
Changhua Resource Center (obtained)	BOT (construction + O&M)
Hsinchu EfW Plant	BOO (construction + O&M)
Changhua Xizhou EfW Plant (obtained)	ROT (revamping + O&M)
Taichung Houli EfW Plant	ROT (revamping + O&M)
Taiching Wenshan EfW Plant	BOT (construction + Revamping + O&M)
Chiayi Lukow EfW Plant	ROT (revamping + O&M)
Tainan Chengxi EfW Plant	BOT (construction + O&M)
Kaohsiung Renwu EfW Plant	ROT (revamping + O&M)
Kaohsiung Gangshan EfW Plant	ROT (revamping + O&M)
Kaohsiung South Region EfW Plant	BOT (construction + O&M)
Pingtung Kanding EfW Plant	ROT (revamping + O&M)
Hsinchu EfW Plant	ROT (revamping + O&M)
New Taipei City Bali EfW Plant	ROT (revamping + O&M)
Chiayi EfW Plant	BOT (construction + O&M)
Taiching Wujih EfW Plant	ROT (revamping + O&M)

Waste Management and EfW

- **Newly Awarded Project**

Changhua Xizhou EfW Plant O&M and Revamping Services

- ✓ The Contractor is responsible for the revamping and the 15 years of O&M
- ✓ 100% of waste is delivered by the Employer, and the bottom ash and stabilized fly ash is also disposed by the Employer
- ✓ Power sale revenue belongs to the Contractor



Waste Management and EfW

- **Overseas**

- ✓ In conjunction with the government's Southbound Policy, we will cooperate with local developers to export our techniques and experience on waste management and EfW from Taiwan
- ✓ While KL project is still pending, two new projects, Johor EfW BOT and Melaka EfW BOT, have been recently issued. ECOVE will cooperate with local partners to pursue the O&M services



Photovoltaics

Renewable energy has become a global trend, and governments have issued incentives for the development. Taiwan has set a goal of achieving 20 GW of PV establishment, and 20% of total power usage coming from renewable energy by 2025

- ✓ In Taiwan, we will focus on organic growth and expand investment
- ✓ In overseas, we will keep exploring large-scale projects in the US, and Australia
- ✓ For O&M services, we can expand our business and improve efficiency through our accumulating experience and tools



Taipei Water Department Chanxing Water Purification Plant

Recycling and Reuse

● Semi-Conductor Waste

- ✓ Be focused on high-tech companies' plan to establish plants in CTSP and the US, and combine Group's resources to pursue business opportunities in recycling and reuse

● Water Treatment

- ✓ So far, the central and local governments have planned to build 9 new water reclamation plants with a total capacity of 180,000 CMD. Group has secured the projects at Fengshan and Linhai, and we will keep cooperating with Group to pursue O&M services after construction
- ✓ We will cooperate with Group to pursue the governmentally-promoted projects of desalination (such as Hsinchu and Tainan)
- ✓ In addition to pursuing the O&M services and expansion works for current wastewater plants, we will pay additional attention to tendering schedules of treatment plants for industrial or municipal wastewater

Plant	CMD(10,000)
Fengshan Water Resource Center (obtained)	4.50
Linhai Water Resource Center (obtained)	3.30
Yongkang Water Resource Center	1.55
Anping Water Resource Center	3.75
Taoyuan North Water Resource Center	4.00
Zhubei Water Resource Center	1.00
Shuinan Water Resource Center	2.00
Fengyuan Water Resource Center	2.00
Futian Water Resource Center	5.80
Rende Water Resource Center	1.00
Nanzi Water Resource Center	2.00
Hsinchu Desalination Plant	10.00
Taiana Desalination Plant	10.00

Other Fields

- ✓ Metro: For the next five years, Taichung Metro Green Line, Xinying Line Eastern Extension, Taoyuan International Airport Metro Extension, Sanying Line, and Wanda Line will have opportunities in dynamic testing and O&M services for trails and depots
- ✓ LRT: Through our past experience in O&M services for Kaohsiung and Danhai LRTs, we will cooperate with Group to pursue the O&M services after various cities have built their own LRTs (dozen in total)
- ✓ Air-bridges: We will cooperate with current technical provider to collectively pursue the business opportunities in air-bridge, power, and air equipment replacement for domestic international airports.



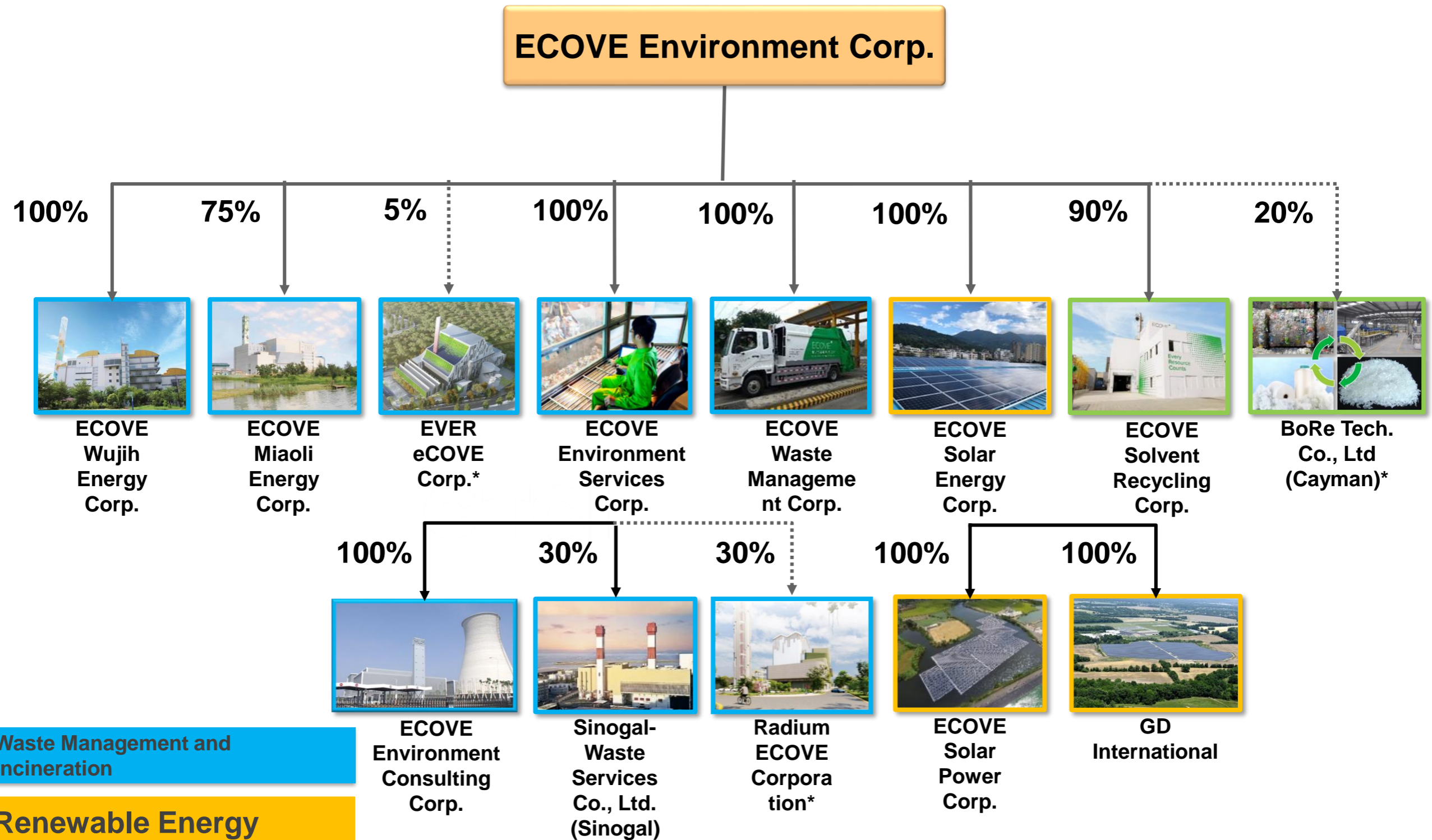
Financing Plan – Issue Ordinary Corporate Bonds (Including Green Bonds)

- ✓ In order to expand GRCB's business and acquire funds with low interest, we will issue corporate bonds (including green bonds) when interest is low, so that our cost can be stabilize and financial structure can be improved
- ✓ To echo government's policies, we will invest on targets of renewable energy to realize our philosophy of sustainable governance
- ✓ We are expected to issue unsecured corporate bonds (including green bonds) in Q2 of 2021



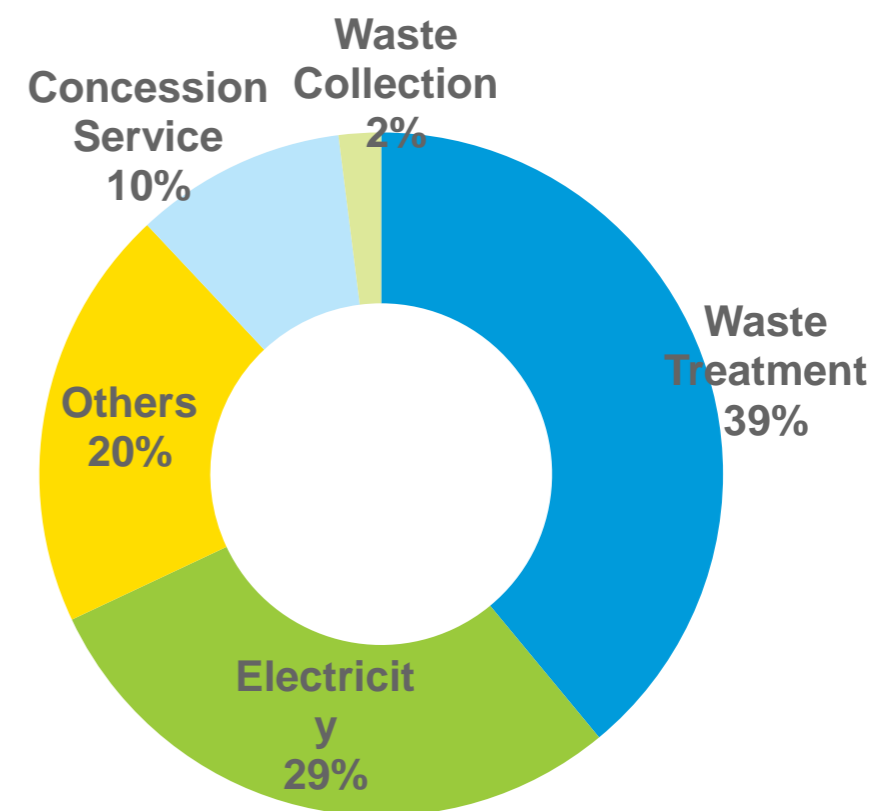
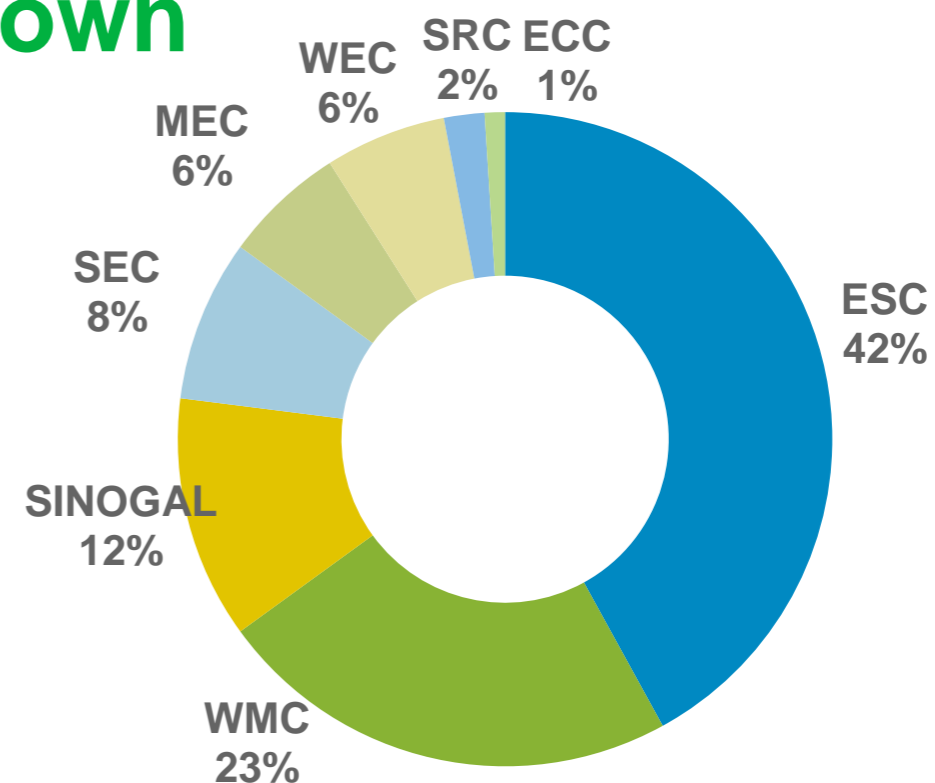
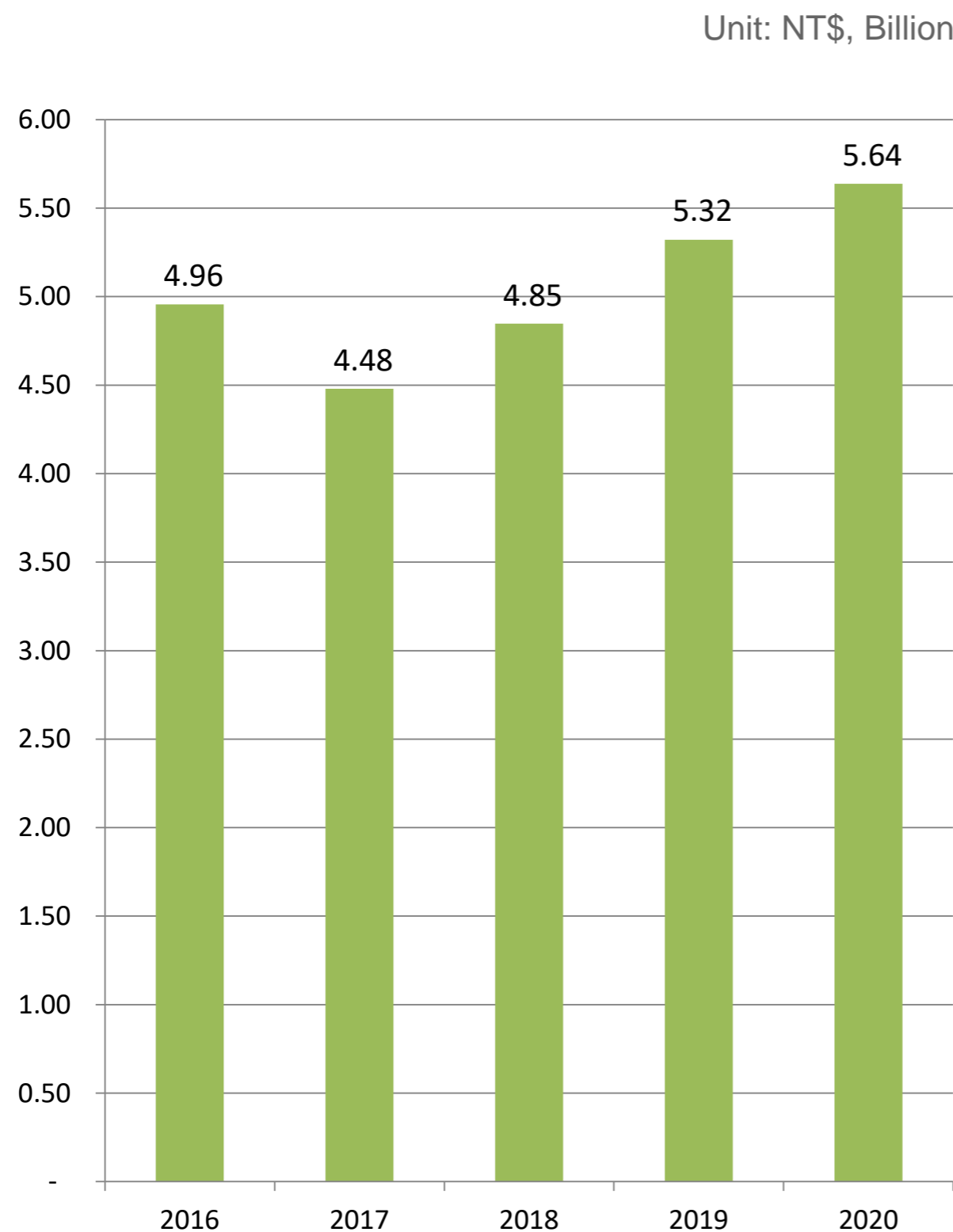
Summary of 2020 Financial Report

Investment Structure



*By Equity Accounting Method

Consolidated Revenue Breakdown



2020 Consolidated Income Statement

Unit: NT\$, Thousand

	<u>2020</u>		<u>2019</u>		<u>YOY</u>
Operating Revenue	5,637,590	100.0%	5,321,559	100.0%	5.9%
Operating Costs	(4,246,675)	-75.3%	(3,977,155)	-74.7%	6.8%
Gross Profit	1,390,915	24.7%	1,344,404	25.3%	3.5%
Operating Expenses	(180,587)	-3.2%	(172,357)	-3.2%	4.8%
Operating Profit	1,210,328	21.5%	1,172,047	22.1%	3.3%
Total Non-Operating Income and Expenses	72,005	1.3%	102,788	1.9%	-29.9%
Profit before income tax	1,282,333	22.8%	1,274,835	24.0%	0.6%
Income Tax Expense	(234,244)	-4.2%	(212,685)	-4.0%	10.1%
Profit for the period	1,048,089	18.6%	1,062,150	20.0%	-1.3%
Profit attributable to Owners of the parent	842,254	14.9%	811,312	15.2%	3.8%
Earnings Per Share	12.53		12.09		3.6%

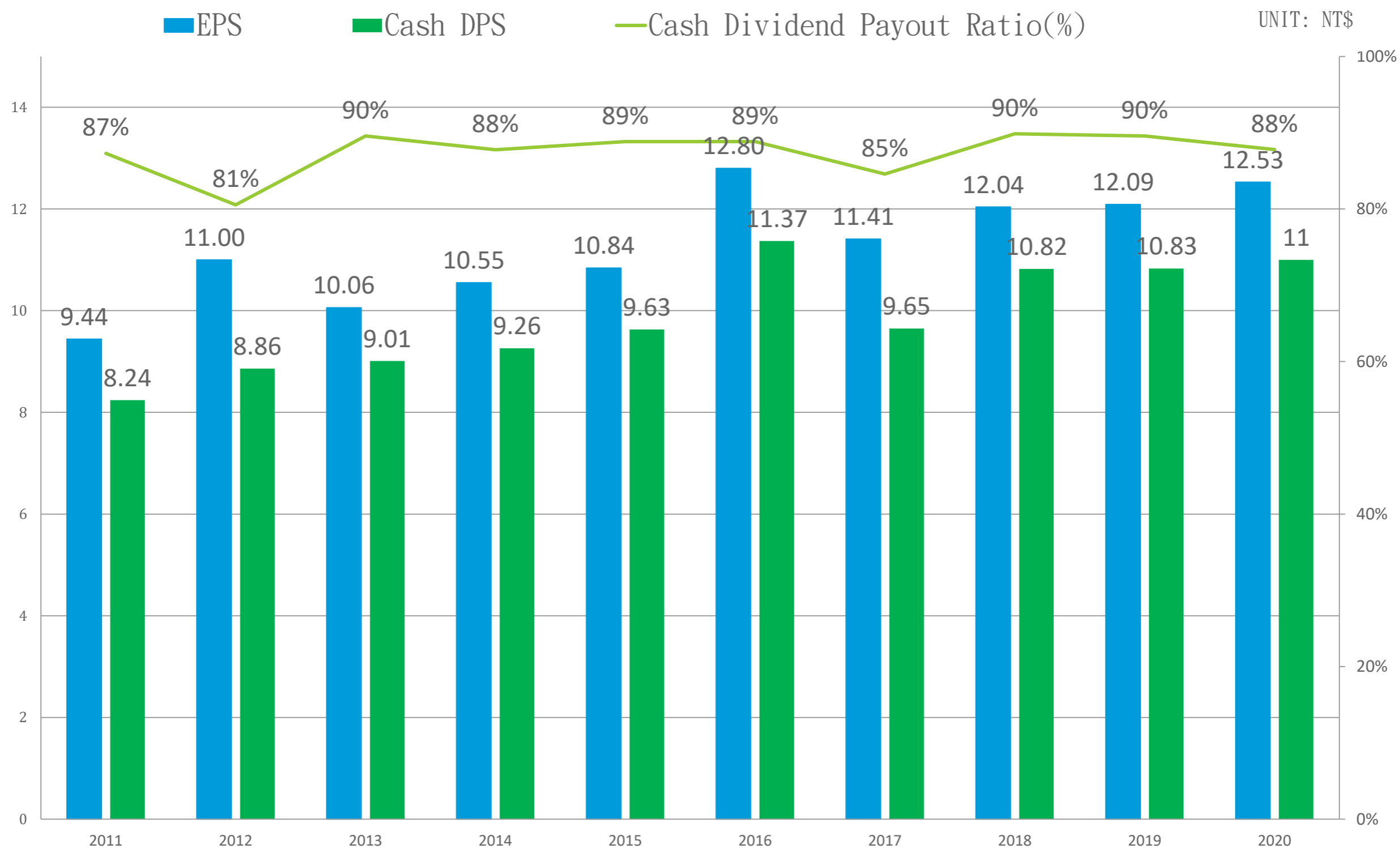
2020 Consolidated Balance Sheet

Unit: NT\$, Thousand

	<u>2020/12/31</u>		<u>2019/12/31</u>	
Current assets*	3,736,158	38%	3,555,853	37%
Non-current assets	6,149,838	62%	5,984,964	63%
Total assets	9,885,996	100%	9,540,817	100%
Current liabilities	2,264,945	23%	1,734,603	18%
Non-current liabilities	1,970,608	20%	2,213,411	23%
Total Liabilities	4,235,553	43%	3,948,014	41%
Equity attributable to owners of the parent	5,181,188	52%	4,986,366	52%
Non-controlling interest	469,255	5%	606,437	7%
Total equity	5,650,443	57%	5,592,803	59%
Total liabilities and equity	9,885,996	100%	9,540,817	100%

* Cash and cash equivalents:NT\$0.53bn.

Dividend Payout



ECOVE[®]